

| |
|-------|
| Date: |
|-------|

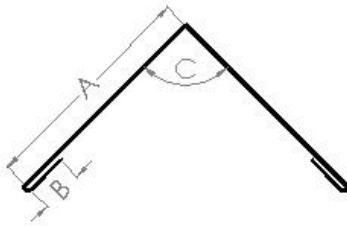
PROJECT DETAILS

| | |
|---------------|-----------|
| Project Name: | Location: |
|---------------|-----------|

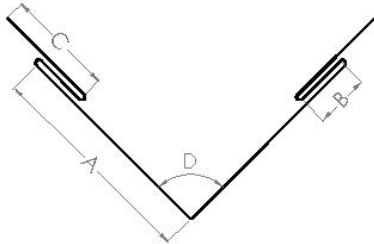
CONTACT INFORMATION

| | |
|----------|--------|
| Name: | Phone: |
| Company: | Email: |

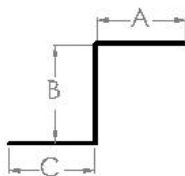
| |
|-------------|
| Roof Pitch: |
|-------------|

METAL ROOFING SYSTEM ACCESORIES
RIDGE CAP


| DIMENSIONS | ALUMINUM | STEEL | COPPER | QUANTITY |
|------------|---------------------------------|--------------------------------|--------------------------------|----------|
| A | <input type="checkbox"/> | <input type="checkbox"/> | <input type="checkbox"/> | LF |
| B | <input type="checkbox"/> 0.032" | <input type="checkbox"/> 26 GA | <input type="checkbox"/> 16 OZ | |
| C | <input type="checkbox"/> 0.040" | <input type="checkbox"/> 24 GA | <input type="checkbox"/> 20 OZ | |

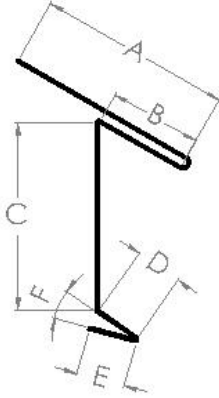
VALLEY


| DIMENSIONS | ALUMINUM | STEEL | COPPER | QUANTITY |
|------------|---------------------------------|--------------------------------|--------------------------------|----------|
| A | <input type="checkbox"/> | <input type="checkbox"/> | <input type="checkbox"/> | LF |
| B | <input type="checkbox"/> 0.032" | <input type="checkbox"/> 26 GA | <input type="checkbox"/> 16 OZ | |
| C | <input type="checkbox"/> 0.040" | <input type="checkbox"/> 24 GA | <input type="checkbox"/> 20 OZ | |
| D | | | | |

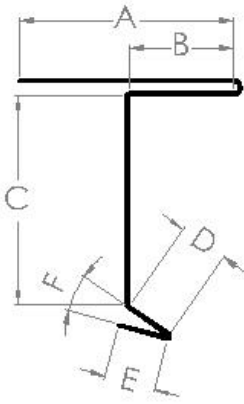
Z-BAR


| DIMENSIONS | ALUMINUM | STEEL | COPPER | QUANTITY |
|------------|---------------------------------|--------------------------------|--------------------------------|----------|
| A | <input type="checkbox"/> | <input type="checkbox"/> | <input type="checkbox"/> | LF |
| B | <input type="checkbox"/> 0.032" | <input type="checkbox"/> 26 GA | <input type="checkbox"/> 16 OZ | |
| C | <input type="checkbox"/> 0.040" | <input type="checkbox"/> 24 GA | <input type="checkbox"/> 20 OZ | |

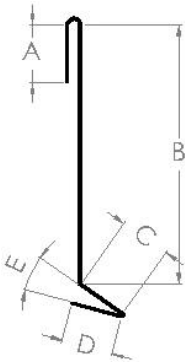
We make all the accessories you need for roofing, if you need advice in your project, please contact us and we will help you to find the best solution in regards to Standing seam Roof Panels, Green Roofing, Masonry, Waterproofing, etc.

METAL ROOFING SYSTEM ACCESORIES
LOCKING DRIP EDGE EAVE


| DIMENSIONS | ALUMINUM | STEEL | COPPER | QUANTITY |
|------------|---------------------------------|--------------------------------|--------------------------------|----------|
| A | | | | |
| B | | | | |
| C | <input type="checkbox"/> 0.032" | <input type="checkbox"/> 26 GA | <input type="checkbox"/> 16 OZ | LF |
| D | <input type="checkbox"/> 0.040" | <input type="checkbox"/> 24 GA | <input type="checkbox"/> 20 OZ | |
| E | | | | |
| F | | | | |

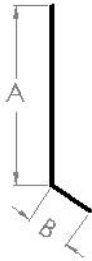
LOCKING DRIP EDGE RAKE


| DIMENSIONS | ALUMINUM | STEEL | COPPER | QUANTITY |
|------------|---------------------------------|--------------------------------|--------------------------------|----------|
| A | | | | |
| B | | | | |
| C | <input type="checkbox"/> 0.032" | <input type="checkbox"/> 26 GA | <input type="checkbox"/> 16 OZ | LF |
| D | <input type="checkbox"/> 0.040" | <input type="checkbox"/> 24 GA | <input type="checkbox"/> 20 OZ | |
| E | | | | |
| F | | | | |

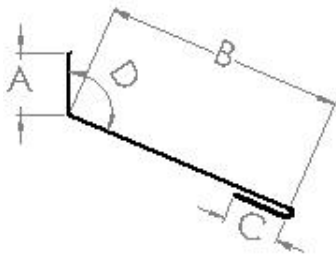
RAKE EDGE


| DIMENSIONS | ALUMINUM | STEEL | COPPER | QUANTITY |
|------------|---------------------------------|--------------------------------|--------------------------------|----------|
| A | | | | |
| B | <input type="checkbox"/> 0.032" | <input type="checkbox"/> 26 GA | <input type="checkbox"/> 16 OZ | LF |
| C | <input type="checkbox"/> 0.040" | <input type="checkbox"/> 24 GA | <input type="checkbox"/> 20 OZ | |
| D | | | | |
| E | | | | |

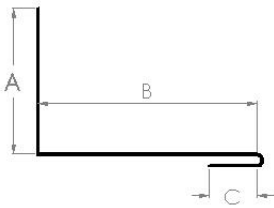
We make all the accessories you need for roofing, if you need advice in your project, please contact us and we will help you to find the best solution in regards to Standing seam Roof Panels, Green Roofing, Masonry, Waterproofing, etc.

METAL ROOFING SYSTEM ACCESORIES
CLEAT


| DIMENSIONS | ALUMINUM | STEEL | COPPER | QUANTITY |
|------------|---------------------------------|--------------------------------|--------------------------------|----------|
| A | <input type="checkbox"/> 0.032" | <input type="checkbox"/> 26 GA | <input type="checkbox"/> 16 OZ | LF |
| B | <input type="checkbox"/> 0.040" | <input type="checkbox"/> 24 GA | <input type="checkbox"/> 20 OZ | |

APRON


| DIMENSIONS | ALUMINUM | STEEL | COPPER | QUANTITY |
|------------|---------------------------------|--------------------------------|--------------------------------|----------|
| A | <input type="checkbox"/> 0.032" | <input type="checkbox"/> 26 GA | <input type="checkbox"/> 16 OZ | LF |
| B | | | | |
| C | <input type="checkbox"/> 0.040" | <input type="checkbox"/> 24 GA | <input type="checkbox"/> 20 OZ | |
| D | | | | |

SIDE APRON


| DIMENSIONS | ALUMINUM | STEEL | COPPER | QUANTITY |
|------------|---------------------------------|--------------------------------|--------------------------------|----------|
| A | <input type="checkbox"/> 0.032" | <input type="checkbox"/> 26 GA | <input type="checkbox"/> 16 OZ | LF |
| B | | | | |
| C | <input type="checkbox"/> 0.040" | <input type="checkbox"/> 24 GA | <input type="checkbox"/> 20 OZ | |

ADDITIONAL COMMENTS:

We make all the accessories you need for roofing, if you need advice in your project, please contact us and we will help you to find the best solution in regards to Standing seam Roof Panels, Green Roofing, Masonry, Waterproofing, etc.